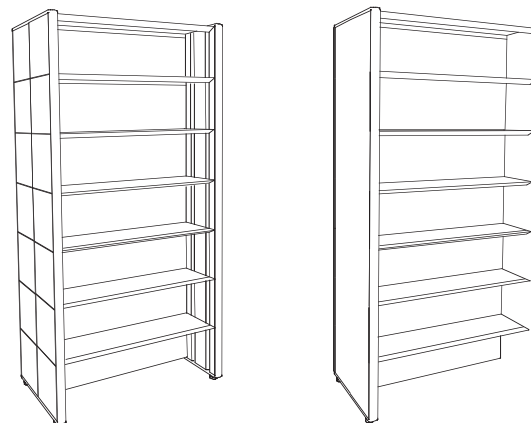


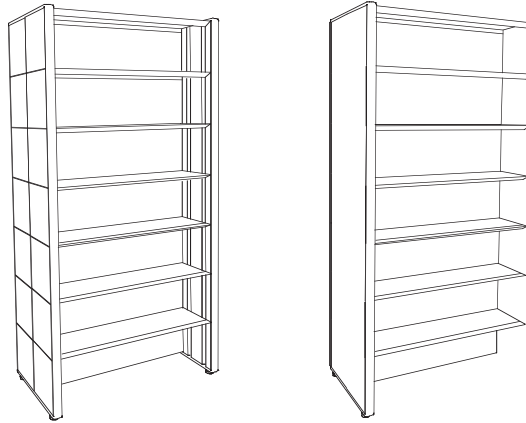


TECHNICAL SPECIFICATIONS

INDEX
SHELVING SYSTEM



Index shelving system



Index is a completely new sort of shelving system. The clever basic structure offers excellent opportunities for variation and flexibility. Simply by choosing between different sorts of decoration strips and end panel options, the shelving can take on innumerable different looks.

Index shelving system comes in five heights; two bay widths and four upright panel depths. The system consists of starter and add-on bays. The upright panels, the shelves and the back panels are all made of steel, which gives the shelving great stability. The steel items come in three standard colours; black, white and silver grey.

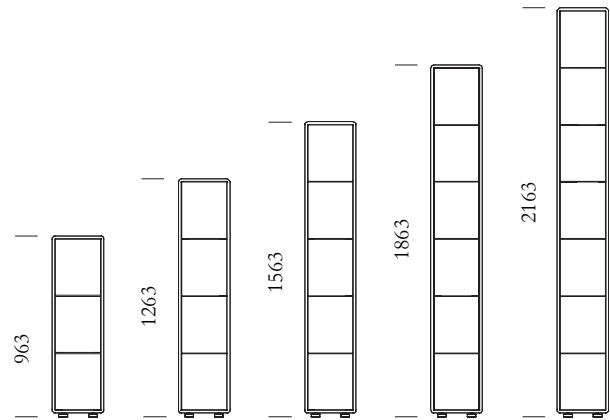
Back panels are used to assemble the bays. Each back panel is 300 mm high. The number of back panels per bay depends on the height of the bay (one per 300 mm). The shelves can be used as ordinary flat shelves or as periodical shelves, simply by adjusting the brackets and turning the shelves around.

The decoration strips which surround the edges of the upright panels are offered in aluminium as standard, but can easily be replaced by wooden strips. The end panels are made of ABS plastic milled in the shape of squares, which contribute to giving Index its distinctive look. The end panels are lacquered in Nextel® Suede Coating which creates a surface which is durable as well as pleasing to the eye. Please note that the colour of the end panels needs to be specified for each order.

Index shelving system

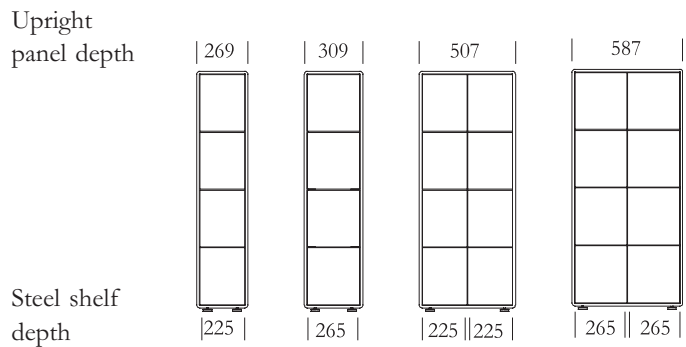
HEIGHTS

The upright panels come in five heights, both single- and double-sided. The shelves are moveable in 25 mm increments. The number of shelves suggested in this list correspond to a distance on centres between shelves of 300 mm. Heights are inclusive of adjustable feet (29 mm) and decoration strips.



DEPTHS

The upright panels come in four depths; 269 mm for 225 mm deep shelves, 309 mm for 265 mm deep shelves, 507 mm for 2x225 mm deep shelves, 587 mm for 2x265 mm deep shelves. Depths are inclusive of decoration strips.



WIDTHS

There are two bay widths, and the bays come as starters and add-ons.

