



CHAT™ A New Idea in Lounge Seating





Chat Chair

The Chat Chair is a new concept in seating, providing an option between lounge seating and classroom seating. The Chat Chair offers large dimensions, encouraging the student to engage in relaxed collaborative learning or social learning settings. The Chat Chair offers excellent flexibility; integrated casters provide easy mobility. It can be ganged, or positioned individually. Available in 17 colors with Nylon or felt glides.

- Link them together or position them individually.
- Integrated casters provide easy mobility.
- Extra wide seat pan and seat back constructed of polypropylene, available in 17 colors.
- 16-gauge welded-steel frame in Chocolate or Platinum.

Model	Description	D"	W"	H"	F.C.	Cube	Wt.	UPS
CH1_P_P_0	18" high w/ nylon glide	24	24.5	18	125	26	26	*
CH2_P_P_0	18" high w/ felt glide	24	24.5	18	125	26	26	*

Polypropylene (P) Seat and Polypropylene (P) Back.

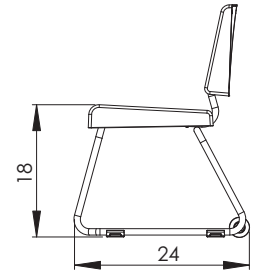
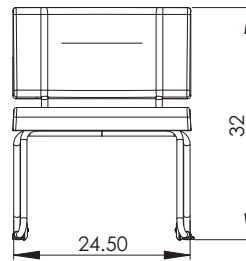
Choose Frame Color Choice for 1st **2** = Chocolate **3** = Platinum

Seat Color Choice for 2nd **Choose 1 letter**

Back Color Choice for 3rd **Choose 1 letter**

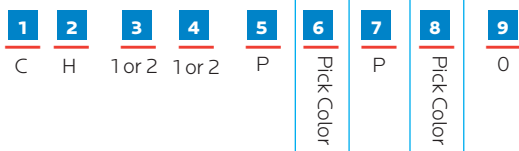


Ingenious integrated casters provide easy wheelbarrow mobility for the Chat Chair and allows the chair to sit securely in one place.



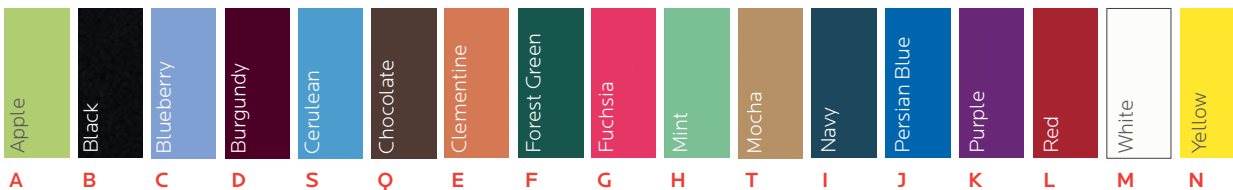
How to read a Chat™ Chair 9-digit Part Number

Here's our simple system for ordering Chat Chairs exactly the way you want them. Just decide what features and options you want, find them in the columns below and write them down in sequence.



<p>1 2 Chair Type C H = Chair</p>	<p>3 Chair Size/Type 1 = 18" high w/ nylon glide 2 = 18" high w/ felt glide</p>	<p>4 Frame Color 1 = Platinum 2 = Chocolate</p>	<p>5 Seat Type P = Poly</p>	<p>6 Seat Color See Shell Color Chart Choose 1 Letter</p>
<p>7 Back Type P = Poly</p>	<p>8 Back Color See Shell Color Chart Choose 1 Letter</p>	<p>9 Cover Type 0 = No Shield</p>		

Chat Chair Shell Color Choice

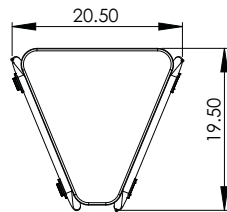


Frame Color Choice





In this social learning suite, Chat™ Chairs linked with Chat Wedge Tables surround a Chat Planner™ Round Activity Table.



Chat Wedge Table

Complement Chat Chairs with Chat Wedge Tables. These 60° tables allow you to create large, inviting seating spaces in commons areas, libraries, hallways and entry areas. The durable laminate top (available in 10 colors) and edge band (available in 20 colors) can complement or contrast the color of the Chat Chairs.

- Rugged 16-gauge steel legs available in Chocolate or Platinum.

Model	Description	D"	W"	H"	F.C.	Cube	Wt.	UPS
CHWDG	Chat Wedge Table	19.5	20.5	16.82	70		16	
Chat Planner Activity Tables*								
25031L	Square	24	24	15-24+	70			
25032L	Rectangle	24	42	15-24+	70			
25030L	Round	36" round		15-24+	70			

* Chat Planner Activity Tables adjust in 1" increments from 15-24" and feature 1" leveling glides.



24" Square Chat Planner Activity Table, Model 25031L.

Chat Rectangle Planner Table, Model 25032L.



Chat Planner Round Activity Table, Model 25030L.

Chat Tables Color Choice

(see page 97 to view color chips)

Top	Edge	Chat Wedge Frame
Amber Cherry	Apple	Chocolate
Blond Echo	Black	Platinum
Fusion Maple	Blueberry	
Golden Oak	Burgundy	Planner Frame
Grey Mesh	Cerulean	Platinum
Grey Nebula	Champagne	
New Age Oak	Charcoal	
Pewter Mesh	Chocolate	
Tan Echo	Clementine	
Wild Cherry	Forest Green	
	Fuchsia	
	Mint	
	Mocha	
	Navy	
	Persian Blue	
	Platinum	
	Purple	
	Red	
	White	
	Yellow	



Chat Chairs shown with UXL Rectangle Table, Model XL2409NAOSPLTFL.

Wedge Tables Have Top and Edge Choices

1 1/4" TOP		
	CHOICE 1	CHOICE 1 - 1 1/4" top with Bumper T-Mold no letter to follow Model No.
CHOICE 2 - not available		
	CHOICE 3	CHOICE 3 - 1 1/4" top with 3mm T-Mold H to follow Model No.

Planner Tables Have Top and Edge Choices

1 1/4" TOP		
	CHOICE 1	CHOICE 1 - 1 1/4" top with Bumper T-Mold no letter to follow Model No.
CHOICE 2 - not available		
	CHOICE 3	CHOICE 3 - 1 1/4" top with 3mm T-Mold H to follow Model No.
CHOICE 4 - not available		
3/4" TOP		
	CHOICE 5	CHOICE 5 - 3/4" top with 3mm T-Mold G to follow Model No.
	CHOICE 6	CHOICE 6 - 3/4" top with Bullet T-Mold V to follow Model No.



UXL Power Socket Model 17083 or Model 17060 are durable and attach securely to the work surface.

Model	Description	D"	W"	H"	F.C.	Cube	Wt.	UPS
17083	6ft. cord Power Socket (4 Power Plugs, 2 Data Plugs)				70		4	
17060	15ft. cord Power Socket (4 Power Plugs, 2 Data Plugs)				70		4	