



**FLEX™ DESK** Single-Student

**FLEX™ DESK** Two-Student

**ARC™ DESK**

**ARC™ DESK** Half Octagon Arc Filler



# FLEX™ DESK Single-Student



20" deep Flex Desk Model 01360  
Shown in Grey Mesh top with Apple edge and Platinum frame. Shown with optional Flavors Chair, Model 11848 and optional EW Tote Tray, Model 30926.



## Optional EW Tote Tray with Housing

Tote Tray pulls out on rails for easy access to materials.

Model 30926



## Single-Student Flex Desk

It takes less flexing to get in and out of a spacious, stable Flex Student Desk. Its design moves the support away from the corners so the student has more knee room for easier ingress/egress, saving time whenever she/he stands up or sits down. Choose from 10 standard laminate colors, 20 standard edge colors and four frame colors.

Shown with optional casters, Model 17552 for wheelbarrow-style mobility.

- Patented backpack peg keeps student items organized can be positioned inside or outside of either leg. "Y" Leg shape allows easy ingress and egress for students.
- Adjustable desk height, from 24"-32" in 1" increments. Only two (not four) legs to adjust.
- Durable desktop available in 1 1/4" or 3/4" thickness, all with a high-pressure laminate surface.
- Edge moldings resist wear, choices available (see chart).
- Rugged powder coat surface on legs resists wear.
- Lockable endcap/glide combination that resists tampering.

Model	Description		D"	W"	H"	F.C.	Cube	Wt.	UPS
<b>20" deep</b>									
01356	Flex Desk	Single-Student	20	32	24-32	70	3.2	47	*
01360	Flex Desk	Single-Student	20	27	24-32	70	2.6	41	*
01368	Flex Desk	Single-Student	20	36	24-32	70	3.6	50	*
<b>24" deep</b>									
01370	Flex Desk	Single-Student	24	27	24-32	70	3.1	46	*
01371	Flex Desk	Single-Student	24	36	24-32	70	4.5	55	*
<b>Tie Plate</b>									
17220	Tie Plate for Flex Desk					70		2	*

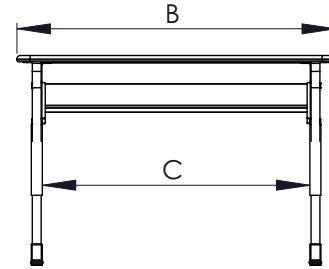
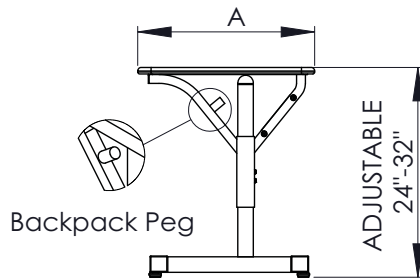


Patented backpack peg keeps student items organized, can be positioned inside or outside of either leg.



The base's end caps lock in place with adjustable leveling glides.

Dimension Chart			
Model	A	B	C
01356	20"	32"	24.25"
01360	20"	27"	21.25"
01368	20"	36"	30.25"
01370	24"	27"	21.25"
01371	24"	36"	30.25"
01362	20"	27"	21.25"
01369	20"	36"	30.25"



Hard Plastic Desk Top Color Choice



Hard Plastic Top Single-Student Flex Desk

It takes less flexing to get in and out of a spacious, stable Flex Student Desk. Its design moves the support away from the corners so the student has more knee room for easier ingress/egress, saving time whenever she/he stands up or sits down. Choose from five hard plastic finishes/ colors, and four standard frame colors.


Shown with optional Steel Bookbox. Model 17190

Model	Description		D"	W"	H"	F.C.	Cube	Wt.	UPS
20" deep									
01362	Flex Desk, HP top	Single-Student	20	27	24-32	70	2.6	41	*
01369	Flex Desk, HP top	Single-Student	20	36	24-32	70	3.6	50	*


Flex Desk Frame Color Choice



Flex Desk Standard Laminate Color Choice



Flex Desk Standard Edge Color Choice



**Flex Desks Have Top and Edge Choices**

**1 1/4" TOP**

- CHOICE 1** - 1 1/4" top with Bumper T-Mold
- CHOICE 2** - 1 1/4" top with 3mm Edge
- CHOICE 3** - 1 1/4" top with 3mm T-Mold

**3/4" TOP**

- CHOICE 4** - 3/4" top with 3mm Edge
- CHOICE 5** - 3/4" top with 3mm T-Mold
- CHOICE 6** - 3/4" top with Bullet T-Mold

**CHOICE 1** - 1 1/4" top with Bumper T-Mold no letter to follow Model No.

**CHOICE 2** - 1 1/4" top with 3mm Edge **F** to follow Model No.

**CHOICE 3** - 1 1/4" top with 3mm T-Mold **H** to follow Model No.

**CHOICE 4** - 3/4" top with 3mm Edge **E** to follow Model No.

**CHOICE 5** - 3/4" top with 3mm T-Mold **G** to follow Model No.

**CHOICE 6** - 3/4" top with Bullet T-Mold **V** to follow Model No.

# FLEX™ DESK Two-Student



20" deep Flex Desk Model 01361  
Shown in Blond Echo top with Persian Blue edge and Platinum frame. Shown with optional Flavors Chair, Model 11848 and optional EW Tote Tray, Model 30926.



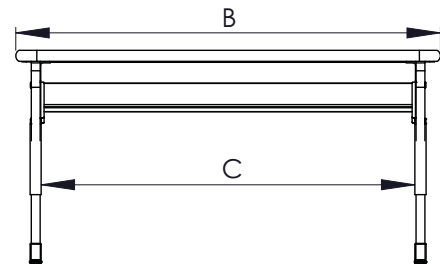
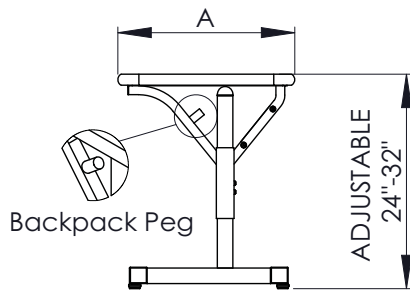
Shown with optional Steel Bookbox (2), Model 17190


## Two-Student Flex Desk

It takes less flexing to get in and out of this spacious, stable two-student desk. Its design moves the support away from the corners so the students have more knee room for easier ingress/egress, saving time whenever they stand up or sit down. Choose from 10 standard laminate colors, 20 standard edge colors and four frame colors.  
Shown with two optional Steel Bookboxes. Model 17190

Model	Description		D"	W"	H"	F.C.	Cube	Wt.	UPS
20" deep									
01354	Flex Desk	Two-Student	20	48	24-32	70	4.1	61	*
01355	Flex Desk	Two-Student	20	54	24-32	70	4.5	65	
01361	Flex Desk	Two-Student	20	60	24-32	70	5.5	73	
01363	Flex Desk	Two-Student	20	72	24-32	70	6.0	89	
24" deep									
01359	Flex Desk	Two-Student	24	72	24-32	70	7.25	98	
01380	Flex Desk	Two-Student	24	54	24-32	70	5.9	72	
01381	Flex Desk	Two-Student	24	60	24-32	70	6.5	88	
01382	Flex Desk	Two-Student	24	48	24-32	70	4.9	67	

Dimension Chart			
Model	A	B	C
01354	20"	48"	42.25"
01355	20"	54"	48.25"
01361	20"	60"	54.25"
01363	20"	72"	66.25"
01359	24"	72"	66.25"
01380	24"	54"	48.25"
01381	24"	60"	54.25"
01382	24"	48"	42.25"





Flex Desks offer great access for student and can be equipped with casters and Cascade™ Totes. Shown with Flavors™ Seating.

**Flex Desk Frame Color Choice**



**Flex Desk Standard Laminate Color Choice**


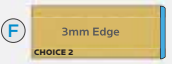
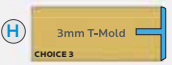


**Flex Desk Standard Edge Color Choice**






**Flex Desks Have Top and Edge Choices**

**1 1/4" TOP**

-  **CHOICE 1** - 1 1/4" top with Bumper T-Mold no letter to follow Model No.
-  **CHOICE 2** - 1 1/4" top with 3mm Edge **F** to follow Model No.
-  **CHOICE 3** - 1 1/4" top with 3mm T-Mold **H** to follow Model No.

**3/4" TOP**

-  **CHOICE 4** - 3/4" top with 3mm Edge **E** to follow Model No.
-  **CHOICE 5** - 3/4" top with 3mm T-Mold **G** to follow Model No.
-  **CHOICE 6** - 3/4" top with Bullet T-Mold **V** to follow Model No.

# FLEX™ DESK Accessories

## Accessories for Single- and Two-Student Flex Desks



### Casters

Dual-wheel Casters roll easily, providing excellent mobility for desks.

Model	Description	D"	W"	H"	F.C.	Cube	Wt.	UPS
17552	2" Dual-Wheel Caster Pack - Set of 4, 2 Locking	4	4	2	70	0.0	2	*
17553	3" Dual-Wheel Caster Pack - Set of 4, 2 Locking	6	6	3	70	0.0	3	*
17554	4" Dual-Wheel Caster Pack - Set of 4, 2 Locking	9	9	4	70	0.2	5	*



### Steel Bookbox

Durable Steel Bookbox in rugged Black powder coat finish. Special order Champagne and Platinum.

Model	Description	D"	W"	H"	F.C.	Cube	Wt.	UPS
17190	Steel Book Box	15	20	4	70	3.0	8	*



### Wire Bookbox

Wire Bookbox in rugged Black powder coat finish.

Model	Description	D"	W"	H"	F.C.	Cube	Wt.	UPS
17200	Wire book basket	15	18	3.5	70	3.0	5	*



### EW Tote Tray

Translucent EW Tote Tray interfaces with Cascade™ Storage Units that hold EW Trays. For 20 x 27 desk.

Model	Description	D"	W"	H"	F.C.	Cube	Wt.	UPS
30926	EW (Extra Wide) Tote Tray with Housing	16.6	18.4	3	70	1.13	8	*



Our EW Tote Tray and Housing allow a Cascade Tote to serve as a Bookbox with the student's work, then be transferred to Cascade Storage.



Flex Desks with optional Intuit™ Chairs in Black.



**Desk Fence**

Create carrel applications for peer work or individual study in libraries or labs with our new Desk Fence. It filters light and defines workstations, yet keeps the area open and visible. Combine Desk Fences with an I-O™ Post to create powered workstations. Screw or clamp down to most tops. Choose from 20 standard colors. Pole and frame are Platinum.

Model	Description	D"	W"	H"	F.C.	Cube	Wt.	UPS
DF24	24" wide Desk Fence	2	24	14	70	0.75	4	*
DF30	30" wide Desk Fence	2	30	14	70	1.0	6	*
DF36	36" wide Desk Fence	2	36	14	70	1.25	8	*
DF48	48" wide Desk Fence	2	48	14	70	1.5	10	
DF60	60" wide Desk Fence	2	60	14	70	2.0	12	
DF72	72" wide Desk Fence	2	72	14	70	2.5	14	
DF84	84" wide Desk Fence	2	84	14	70	3.0	16	
DF90	90" wide Desk Fence	2	90	14	70	3.5	18	

**Flex Desk Standard Edge Color Choice**



# ARC™ DESK



## Arc-8 Flex Desk, Model 01351

Shown in New Age Oak top with Chocolate edge and Platinum frame. Shown with optional Flavors Mobile Chair, Model 11855.

Arc-8 Flex Desks side-by-side for partner work.



## Arc-8 Flex Desk

Chosen by collaborative learning classrooms, the stable Arc-8 Desk offers ample work-space and exceptional ingress and egress to the student – crucial in an active classroom. This design saves time whenever she/he stands up or sits down. Choose from 10 standard laminate colors, 20 standard edge colors and four frame colors.

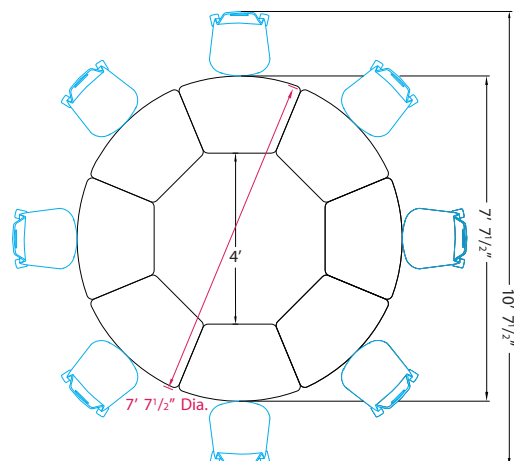
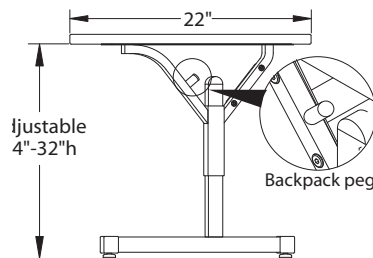
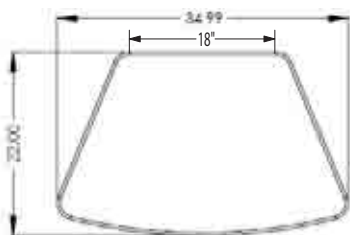
Shown with optional EW Tote Tray, Model 30926 and Flavors Stack Chair, Model 11848.

- “Y” Leg shape allows easy ingress and egress for students.
- Desk height adjusts from 24"-32" in 1" increments. Only two legs to adjust.
- Durable desktop available in 1 1/4" or 3/4" thickness, all with a high-pressure laminate surface.
- Edge moldings resist wear, choices available (see chart).
- Rugged powder coat surface on legs resists wear.

Model	Description		D"	W"	H"	F.C.	Cube	Wt.	UPS
01351	Arc-8 Flex Desk	Single-Student	22	35	24-32	70	4.0	45	*

## Optional Accessories

17552	2" Dual-Wheel Caster Pack - Set of 4, 2 Locking		4	4	2	70	0.0	2	*
30926	EW (Extra Wide) Tote Tray with Housing		16.6	18.4	3	70	1.13	8	*
17016	Steel Book Box for Arc Desk		15	21	3.5	70	3.0	6	*



## Arc-8 Flex Desk


Eight desks form 7 ft. 7 1/2 in. diameter circle.





Smith System's Flavors Sled Base Chairs, Model 11858 compliment any active classroom and make for easy floor clean-up.

Arc-8 Flex Desks can be ordered with optional casters for mobility.



Arc Desks with optional Intuit™ Sled Base Chairs in Black.


**Arc Desk Frame Color Choice**



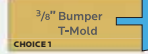

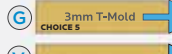

**Arc Desk Standard Laminate Color Choice**



**Arc Desk Standard Edge Color Choice**



**Arc Desks Have Top and Edge Choices**

<p><b>1 1/4" TOP</b></p> <p> <b>3/8" Bumper T-Mold</b> <b>CHOICE 1</b></p> <p> <b>3mm T-Mold</b> <b>CHOICE 3</b></p>	<p><b>CHOICE 1</b> - 1 1/4" top with Bumper T-Mold no letter to follow Model No.</p> <p><b>CHOICE 3</b> - 1 1/4" top with 3mm T-Mold <b>H</b> to follow Model No.</p>
<p><b>3/4" TOP</b></p> <p> <b>3mm T-Mold</b> <b>CHOICE 5</b></p> <p> <b>Bullet T-Mold</b> <b>CHOICE 6</b></p>	<p><b>CHOICE 5</b> - 3/4" top with 3mm T-Mold <b>G</b> to follow Model No.</p> <p><b>CHOICE 6</b> - 3/4" top with Bullet T-Mold <b>V</b> to follow Model No.</p>

# ARC™ DESK



Arc-8 LS Flex Desk, Model 01350  
Shown in Grey Nebula top with Navy edge and Navy frame.

## Arc-8 LS (Large Surface) Flex Desk

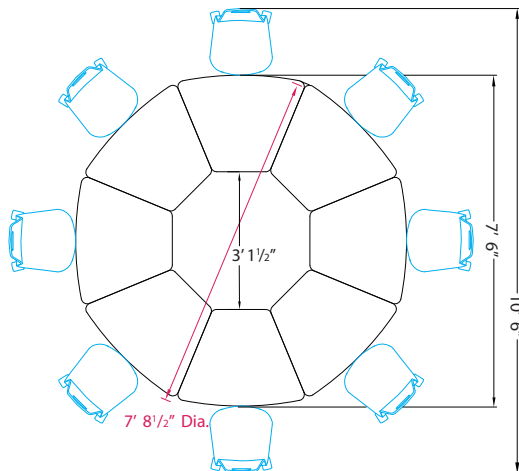
Chosen by collaborative learning classrooms, the spacious, stable Arc-8 LS Desk offers exceptional ingress and egress to the student – crucial in an active classroom. This design saves time whenever she/he stands up or sits down. Choose from 10 standard laminate colors, 20 standard edge colors and four frame colors.

- “Y” Leg shape allows easy ingress and egress for students.
- Desk height adjusts from 24"-32" in 1" increments. Only two legs to adjust.
- Durable desktop available in 1 1/4" or 3/4" thickness, all with a high-pressure laminate surface.
- Edge moldings resist wear, choices available (see chart).
- Rugged powder coat surface on legs resists wear.

Model	Description	D"	W"	H"	F.C.	Cube	Wt.	UPS
01350	Arc-8LS Flex Desk	27	35	24-32	70	4.5	50	*

### Optional Accessories

17552	2" Dual-Wheel Caster Pack - Set of 4, 2 Locking	4	4	2	70	0.0	2	*
30926	EW (Extra Wide) Tote Tray with Housing	16.6	18.4	3	70	1.13	8	*
17016	Steel Book Box for Arc Desk	15	21	3.5	70	3.0	6	*

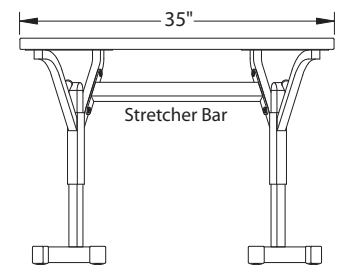
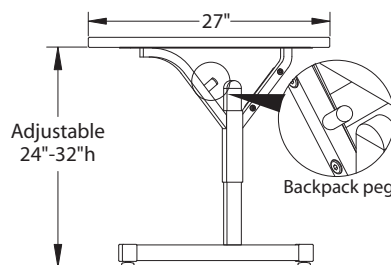
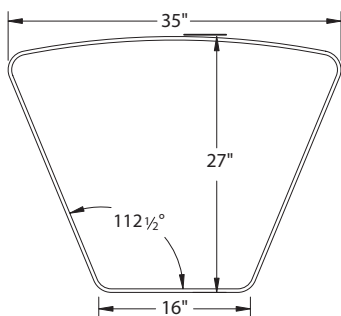


### Arc-8 LS Flex Desk

Eight desks form  
7 ft. 8 1/2 in.  
diameter circle



Patented backpack peg  
keeps student items  
organized, can be  
positioned inside or  
outside of either leg.





Versatile Arc Desks allow students to sit and work in pairs and to groups of up to eight. Shown with Flavors™ Seating.


**Arc Desk Frame Color Choice**



**Arc Desk Standard Laminate Color Choice**

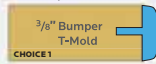


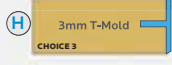
**Arc Desk Standard Edge Color Choice**



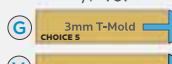
**Arc Desks Have Top and Edge Choices**

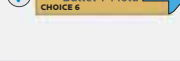
**1 1/4" TOP**

 **CHOICE 1**

 **CHOICE 3**

**3/4" TOP**

 **CHOICE 5**

 **CHOICE 6**

**CHOICE 1** - 1 1/4" top with Bumper T-Mold  
no letter to follow Model No.

**CHOICE 3** - 1 1/4" top with 3mm T-Mold  
**H** to follow Model No.

**CHOICE 5** - 3/4" top with 3mm T-Mold  
**G** to follow Model No.

**CHOICE 6** - 3/4" top with Bullet T-Mold  
**V** to follow Model No.

# ARC™ DESK



Two-Student Arc Desk, Model 01352  
Shown in Grey Nebula top with Red edge  
and Platinum frame.

## Two-Student Arc Flex Desk

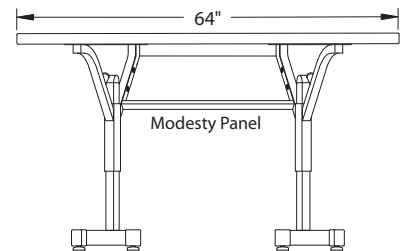
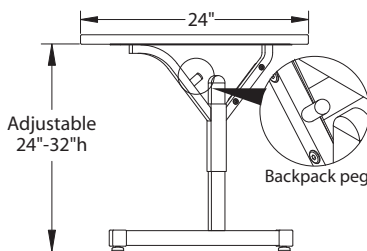
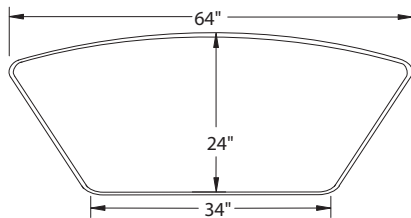
The design of which this spacious, stable two-student desk moves the support away from the corners so the students have more knee room for easier ingress/egress saves time whenever they stand up or sit down. Its shape enables compact small group circles to form. Choose from 10 standard laminate colors, 20 standard edge colors and four frame colors.

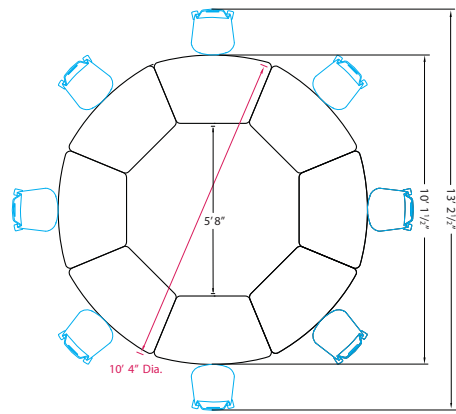
- “Y” Leg shape allows easy ingress and egress for students.
- Desk height adjusts from 24"-32" in 1" increments. Only two legs to adjust.
- Durable desktop available in 1 1/4" or 3/4" thickness, all with a high-pressure laminate surface.
- Edge moldings resist wear, choices available (see chart).
- Rugged powder coat surface on legs resists wear.

Model	Description	D"	W"	H"	F.C.	Cube	Wt.	UPS
01352	Two-Student Arc Flex Desk	24	64	24-32	70	6.5	96	
01353	ADA* Arc Desk	28	47	24-32	70	5.5	75	

\*Americans with Disabilities

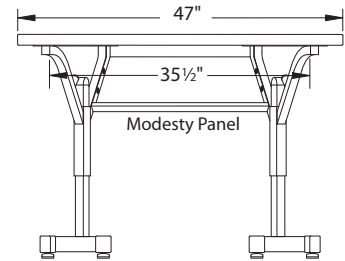
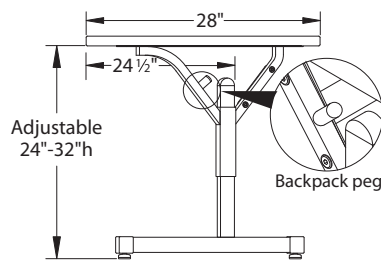
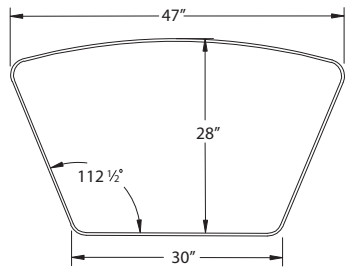
Two-Student Arc Desks configured in  
an eight-student workstation.



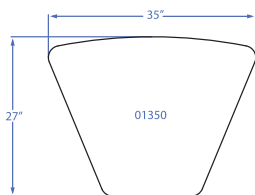


**ADA Arc Flex Desk**

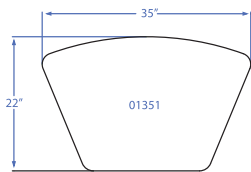
Eight desks form  
10 ft. 4 in.  
diameter circle



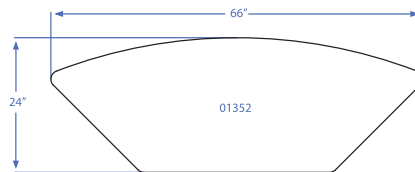
Comparison of top sizes of the four models of Arc Desks (top view)



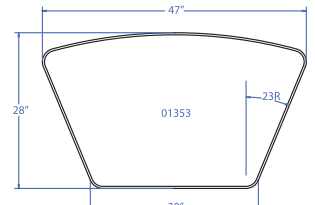
Arc-8 LS Desk



Arc-8 Desk



Two-Student Arc Desk




ADA Arc Desk

**Arc Desk Frame Color Choice**



**Arc Desk Standard Laminate Color Choice**



**Arc Desk Standard Edge Color Choice**



**Arc Desks Have Top and Edge Choices**

**1 1/4" TOP**

- CHOICE 1** - 1 1/4" top with Bumper T-Mold  
no letter to follow Model No.
- CHOICE 3** - 1 1/4" top with 3mm T-Mold  
**H** to follow Model No.

**3/4" TOP**

- CHOICE 5** - 3/4" top with 3mm T-Mold  
**G** to follow Model No.
- CHOICE 6** - 3/4" top with Bullet T-Mold  
**V** to follow Model No.

# ARC™ DESK Half Octagon Arc Filler



## UXL™ Table 48" Half Octagon Arc Filler (For Arc-8 Flex Desk, Model 01351 only)

Combine two UXL Table 48" Half Octagon Fillers to fill the void in the middle of a group of Arc-8 Flex Desks (model 01351). The UXL™ Table 48" Half Octagon Filler has special cutout that accommodates an I-O™ Post for distributing connectivity to the students' laptops and other mobile devices. Fixed height leg set standard\*. Choose from ten standard laminate colors, 20 standard edge colors and Chocolate (CHC) or Platinum (PLT) frame, see pg. 197.

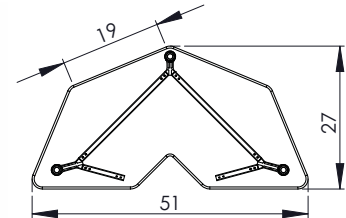
- Desktop is 1 1/4" thick high-pressure laminate surface with Bumper T-Mold to match edge detail of Arc-8 Flex Desk, Model 01351.

Model	Description	D"	W"	H"	F.C.	Cube	Wt.	UPS
UL48FT_PLTFL	UXL Table 48" Half Octagon Arc Filler	27	51					

**\*Optional Leg Sets Available** (see page 199 for more information)

- FL** = Straight Fixed-height leg w/glide, 29.5"h (standard)
- FC** = Straight Fixed-height leg w/caster, 29.5"h
- AL** = Push-button Adjustable-height leg w/glide, 27-33"h
- AC** = Push-button Adjustable-height leg w/caster, 27-33"h

- SL** = Push-button Adjustable-height leg w/glide, 24-29"h
- SC** = Push-button Adjustable-height leg w/caster, 24-29"h
- TG** = Tapered Fixed-height leg w/glide, 29.5"h
- TL** = Tapered Fixed-height leg w/caster, 29.5"h



- 2- Half Octagon Arc Fillers, Model UL48FTJPLTFL
- 8- Arc-8 Flex Desks, Model 01351 with optional Tote Tray with Housing, Model 30926
- 8- Flavors Stack Chairs, Model 11849
- 1- I-O Post, Model 17090



## I-O™ Post (For Arc-8 Flex Desk, Model 01351 only)

Distribute power and connectivity throughout large areas to computer users with the I-O Post. Network/phone ready, it has eight knockouts that allow the school to create a connection with one cable to the source. It also has eight grounded plugs to provide power. Available in Platinum powder coat, the I-O Post also has room to house a Wi-Fi repeater.

Model	Description	D"	W"	H"	F.C.	Cube	Wt.	UPS
17090	I-O Post	19	19	44.7	70	10.0	45	*
17091	I-O Post Hard Wire	19	19	44.7	70	10.0	45	*



UXL Table 48" Half Octagon Arc Fillers increase the work space of Arc Desks. Shown with Flavors™ Seating in Persian Blue.



Cascade Mega-Tower  
Model C10024000PA

Cascade™ Tower Tote Tray Storage Units house bins that can contain anything from manipulatives to art materials to individual students' school work.



Arc Student Desk Model 01351V  
Shown with optional Tote Tray with Housing  
Model 30926



Model 01378  
Shown with optional 4" casters, Model 17554,  
optional Flat Panel Mount, Model 17353 and  
optional Intuit Sled Base Chairs, Model 00519



All Flex Stations come standard with modesty panel and wire manager management.



Lockable end-cap/glide combination resists tampering.

### Flex Station

Choose the Flex Station for easy ingress/egress for students, a strong, stable work surface and for its ingenious Wire Manager that keeps cabling stowed neatly out of sight. Features two handy backpack pegs. Choose from 10 standard laminate colors, 20 standard edge colors and four frame colors.

- Durable desktop is 1 1/4" thick with a high-pressure laminate surface.
- Edge moldings resist wear, choose Bumper T-Mold (standard) or 3mm T-Mold.
- For maximum stability, a 14-gauge steel mounting plate is welded to a Y-Leg made of 16-gauge steel tubing.
- Our patented backpack peg is on both the right and left leg, allowing backpacks to be hung under or outside the desk.
- Legs adjust from 24" to 32" high in 1" increments.

### 24" deep models

Model	Description	D"	W"	H"	F.C.	Cube	Wt.	UPS
01373	Flex Station w/ Tilt Down Wire Manager	24	30	24-32	70	3.3	65	*
01374	Flex Station w/ Tilt Down Wire Manager	24	36	24-32	70	4.0	68	*
01376	Flex Station w/ Tilt Down Wire Manager	24	48	24-32	70	5.5	88	*
01377	Flex Station w/ Tilt Down Wire Manager	24	60	24-32	70	7.0	96	
01378	Flex Station w/ Tilt Down Wire Manager	24	72	24-32	70	8.5	106	
17221	Tie Plate for Flex Station				70		2	*



Shown in Fusion Maple top with Champagne edge and Champagne frame. Shown with optional Intuit Adjustable Chair, Model 00531

### Corner Flex Station

Optimize space utilization and user ingress/egress with the Corner Flex Station. It offers a strong, stable work surface and an ingenious Wire Manager that keeps cabling stowed neatly out of sight. Features Choose from 10 standard laminate colors, 20 standard edge colors and four frame colors. 25" front and back, 24" on 4 sides.

Model	Description	D"	W"	H"	F.C.	Cube	Wt.	UPS
01379	Corner Flex Station	34	58	24-32	70	7.5	85	





Model 01383  
Shown in Grey Nebula top with Red edge and Platinum frame.  
Shown with optional CPU Holder, Model 17213



CPU Holder, Model 17213  
Adjusts 7-10" wide and 17-21" high.  
Black steel. Locks.

**30" deep models**

Model	Description	D"	W"	H"	F.C.	Cube	Wt.	UPS
01383	Flex Station w/ Tilt Down Wire Manager	30	36	24-32	70	4.5	76	*
01384	Flex Station w/ Tilt Down Wire Manager	30	48	24-32	70	6.0	98	
01385	Flex Station w/ Tilt Down Wire Manager	30	30	24-32	70	4.2	70	
01386	Flex Station w/ Tilt Down Wire Manager	30	60	24-32	70	7.5	106	
01387	Flex Station w/ Tilt Down Wire Manager	30	72	24-32	70	9.0	120	



Model 17081



Model 17084




UXL Power Socket is durable and attaches securely to the work surface. Choose Model 17083 with 6 ft. long cord or Model 17060 with 15 ft. long cord.

Model	Description	D"	W"	H"	F.C.	Cube	Wt.	UPS
17081	6 Outlet Electric Strip w/ Surge, 4' Cord	3	3	12	70	0.1	4	*
17084	10 Outlet Electric Strip w/ Surge, 15' Cord	3	8	12	70	0.1	5	*
17083	6' Cord Power Socket (4 Power Plugs 2 Data Plugs)	3	10	7	70	0.01	4	*
17060	15' Cord Power Socket (4 Power Plugs 2 Data Plugs)	3	10	7	70	0.01	4	*

**Flex Station Frame Color Choice**



**Flex Station Standard Laminate Color Choice**



**Flex Station Standard Edge Color Choice**



**Flex Stations Have Top and Edge Choices**

1 1/4" TOP

**CHOICE 1** - 1 1/4" top with Bumper T-Mold  
no letter to follow Model No.

**CHOICE 3** - 1 1/4" top with 3mm T-Mold  
H to follow Model No.

# LEONARDO!™ Flex Station



Patented backpack peg keeps student items organized, can be positioned inside or outside of either leg.

Leonardo! Left Hand Workstation Model 01560  
Shown in Grey Nebula top with Forest Green edge and Platinum frame.



## Leonardo!™ Flex Station

Its angled top provides great sightlines and its leg design enables easy ingress/egress. It also offers a strong, stable work surface, an ingenious Wire Manager that keeps cabling stowed neatly out of sight and a handy backpack peg. Choose Left Hand or Right Hand model, in 10 standard laminate colors, 20 standard edge colors and four leg colors.

- Angled top area is 30" deep and 24" wide with a work area of 24" x 24".
- Cord cutout at rear of work surface.
- Leonardo! legs adjust from 24" to 32" high in 1" increments.
- Color-matched combination end cap/glide locks in place to resist tampering.
- 16-gauge steel modesty panel with tilt down Wire Manager.

Model	Description	D"	W"	H"	F.C.	Cube	Wt.	UPS
01560	Leonardo! Flex Station - Left-hand	30	48	24-32	70	6.0	93	
01565	Leonardo! Flex Station - Right-hand	30	48	24-32	70	6.0	93	



## Adjustable Keyboard Shelf

Features 6" height adjustment with 10° tilt and 180° swivel with easy single control. 11"d x 25"w steel tray has padded palm rest.


Model	Description	D"	W"	H"	F.C.	Cube	Wt.	UPS
17620	Pull-Out Keyboard adjustable height	17	25	6	70	1.3	20	*
17622	Pull-Out Keyboard adjustable height	17	20	6	70		20	*



**Leonardo!™ Two-Student Workstation**

Its angled top provides great sightlines for two students and its leg design enables easy ingress/egress. It also offers a strong, stable work surface, an ingenious Wire Manager that keeps cabling stowed neatly out of sight and handy backpack pegs. Choose from 10 standard laminate colors, 20 standard edge colors and four frame colors.

Model	Description	D"	W"	H"	F.C.	Cube	Wt.	UPS
01570	Leonardo! Two-Student Workstation	30	72	24-32	70	9.0	120	
17221	Tie plate for Flex Station				70		2	*



Wire cutouts and Tilt Down Wire Manager keep cables orderly for tidier desk tops.

**Wavetop Flex Station**


Choose the Flex Station for easy ingress/egress for students, a strong, stable work surface, an ingenious Wire Manager that keeps cabling stowed neatly out of sight and for its gentle curve that subtly separates its two workspaces. Features two handy backpack pegs. Choose from 10 standard laminate colors, 20 standard edge colors and four frame colors.

Model	Description	D"	W"	H"	F.C.	Cube	Wt.	UPS
01550	Wavetop Flex Station	30	60	24-32	70	7.5	100	
17221	Tie Plate for Flex Station				70		2	*

**Flex Station Frame Color Choice**



**Flex Station Standard Laminate Color Choice**



**Flex Station Standard Edge Color Choice**



**Flex Stations Have Top and Edge Choices**

1 1/4" TOP

**CHOICE 1** - 1 1/4" top with Bumper T-Mold  
no letter to follow Model No.

**CHOICE 3** - 1 1/4" top with 3mm T-Mold  
H to follow Model No.

# FLEX™ STATION

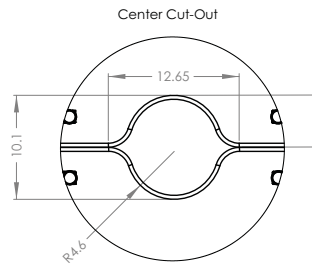


## Flexline™ Half Circle Workstation

This workstation helps optimize space utilization and user ingress/egress, allowing students to work in a minimal amount of floor space. It offers a strong, stable work surface plus an ingenious Wire Manager that keeps cabling stowed neatly out of sight. Choose from 10 standard laminate colors, 20 standard edge colors and four frame colors.

- Patented backpack peg, that keeps student items organized, can be positioned inside or outside of either leg.
- "Y" Leg shape allows easy ingress and egress for students.
- Adjustable desk height from 24"-32" in 1" increments.
- Choose from several options of tops and edges.
- Rugged powder coat surface on legs resists wear.
- Lockable endcap/glide combination that resists tampering.

Model	Description	D"	W"	H"	F.C.	Cube	Wt.	UPS
01580	Two-Student Half Circle Center	36	72	24-32	70	10.0	115	
01590	Three-Student Half Circle Center	42	84	24-32	70	12.0	136	



## Riser Shelf for Flexline Half Circle Workstation

Add useful space with this riser shelf. Choose from 10 standard laminate colors, 20 standard edge colors and four frame colors that match the Flexline Half Circle Workstation.

Model	Description	D"	W"	H"	F.C.	Cube	Wt.	UPS
11500	Riser Shelf for Two-Student Half Circle	24	48	12-22	70	1.8	64	*
11501	Riser Shelf for Three-Student Half Circle	30	60	12-22	70	2.6	80	



## Flexline Trapezoid Workstation

This versatile workstation optimizes space utilization and user ingress/egress, allowing three students to work in a minimal amount of floor space. It offers a strong, stable work surface plus an ingenious Wire Manager that keeps cabling stowed neatly out of sight. Choose from 10 standard laminate colors, 20 standard edge colors and four frame colors.

Shown in Amber Cherry top with Black edge and Black frame.

Model	Description	D"	W"	H"	F.C.	Cube	Wt.	UPS
01340	Three-Student Work Center	35	80	24-32	70	5.9	153	
01345	Three-Student Work Center	44	96	24-32	70	8.4	208	
Riser Shelf for 3-Student Trapezoid Work Centers								
01790	Trap Riser Shelf	26	57	16-20	70	2.3	63	*
01792	Trap Riser Shelf	21	45	16-20	70	1.5	48	*

17221	Tie Plate for Flex Station							
-------	----------------------------	--	--	--	--	--	--	--



Add a contemporary look at classrooms with Flexline Half Circle Workstations. Shown with Flavors™ Seating.



**Casters**


Dual-wheel casters roll easily, providing excellent mobility for desks. Choose a 2 pack for wheelbarrow style mobility, or a 4 pack for level travel.

Model	Description	D"	W"	H"	F.C.	Cube	Wt.	UPS
17553	3" Dual-wheel Caster Pack - Set of 4, 2 locking	6	6	3	70	0.0	3	*
17554	4" Dual-wheel Caster Pack - Set of 4, 2 locking	9	9	4	70	0.2	5	*

**Flex Station Frame Color Choice**



**Flex Station Standard Laminate Color Choice**



**Flex Station Standard Edge Color Choice**



**Flex Stations Have Top and Edge Choices**

1 1/4" TOP  
3/8" Bumper T-Mold  
**CHOICE 1**

**CHOICE 1** - 1 1/4" top with Bumper T-Mold  
no letter to follow Model No.

3mm T-Mold  
**CHOICE 3**

**CHOICE 3** - 1 1/4" top with 3mm T-Mold  
H to follow Model No.