

ANACCO



INTUIT™





**Model 00563**  
14" seat height, 'B' Shell.  
Shown in Clementine.



**Model 00562**  
16" seat height, 'B' Shell.  
Shown in Fuchsia.



**Model 00561**  
18" seat height, 'A' Shell.  
Shown in Red.



**Model 00560**  
19" seat height, 'A+' Shell.  
Shown in Purple.

## Intuit Stack Chair

Its comfortable bucket seat design provides great support for the back and shoulders while comfortably orienting the student toward the front. Subtle flex in the Intuit Chair's back provides some movement for the student, but movement to the sides and back is limited. Available in four sizes, 17 colors. Durable frame in Black, Champagne or Platinum.

- No sharp edges around handle.
- The light texture on the chair surface resists scratching.
- Mig-welded 16-gauge steel frame.
- Swivel chrome plated glides come with nylon base. Or choose optional steel or felt glides.
- The shell rests on the frame, not on rivets.
- 3 sizes of shells available: 'A+' on 19" seat height; 'A' on 18" seat height and 'B' on 16" and 14" seat height.

Model	Description	D"	W"	H"	F.C.	Cube	Wt.	UPS	
00560	Intuit Stack Chair A+ shell - 19"h	22.5	21.5	19	125	4	15	*	
00561	Intuit Stack Chair A shell - 18"h	22	21	18		4	15	*	
00562	Intuit Stack Chair B shell - 16"h	17	17	16	125	3.4	9	*	
00563	Intuit Stack Chair B shell - 14"h	17	17	14	125	3.4	9	*	
<b>S</b>	Steel glide option for stacking chairs	Set of 4 installed							
<b>F</b>	Felt glide option for stacking chairs	Set of 4 installed							

### Glide Options

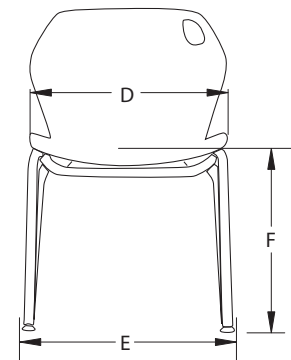
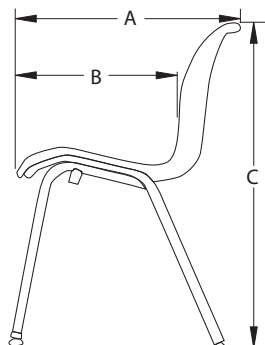
Nylon base is standard. Optional are steel base and felt base:

\*This is factory installed option not available for field installation. Glide option must be on original chair order.

**Steel glide option:** Add 'S' to follow Model No.

**Felt glide option:** Add 'F' to follow Model No.

Dimension Chart						
Model	A	B	C	D	E	F
00560	21.91"	16"	32.5"	19.5"	20.8"	19"
00561	18.25"	15.625"	31"	17.69"	19.125"	18"
00562	17.69"	12.85"	26.53"	15.69"	17"	16"
00563	17.63"	12.8"	25.12"	15.67"	16.84"	14"





**Intuit Adjustable Chair**

Its comfortable bucket seat design provides great support for the back and shoulders while comfortably orienting the student toward the front. Subtle flex in the Intuit Chair's back provides some movement for the student. Swivel base allows student to face 360°. Seat height Adjustable. Available in two sizes, 17 colors. Durable 19" five-star base and frame in Black. Choose casters or glides. 'B' Shell recommended for elementary use.

Model	Description	D"	W"	H"	F.C.	Cube	Wt.	UPS
00530	Intuit Adj. Chair A+ shell glides	28	28	16-21	85	29	*	
00531	Intuit Adj. Chair A+ shell 2" casters	28	28	16-21	85	29	*	
00532	Intuit Adj. Chair B shell glides	26	26	14-18	85	25	*	
00533	Intuit Adj. Chair B shell 2" casters	26	26	14-18	85	25	*	



**Intuit Adjustable Stool**


Its comfortable bucket seat design provides great support for the back and shoulders while comfortably orienting the student toward the front. Subtle flex in the Intuit Chair's back provides some movement for the student. Swivel base allows student to face 360°. Seat height Adjustable. Available in two sizes, 17 colors. Durable 19" five-star base and frame in Black. Choose casters or glides.

Model	Description	D"	W"	H"	F.C.	Cube	Wt.	UPS
00540	Intuit Adj. Stool A+ shell glides	28	28	22-32	85	37	*	
00541	Intuit Adj. Stool A+ shell 2" casters	28	28	22-32	85	37	*	

**Intuit Chair Shell Color Choice**



**Intuit Frame Color Choice**





## Intuit Sled Base Chair

This is a very comfortable bucket chair, providing great support for the back and shoulders, while comfortably orienting the student toward the front. Subtle flex in the Intuit Chair's back provides some movement for the student, but movement to the sides and back is limited. Available in two sizes, 17 colors. Durable frame in Black, Champagne and Platinum.

- No sharp edges around handle.
- The light texture on the chair surface resists scratches.
- Mig-welded 16-gauge steel frame.
- The shell rests on the frame.
- 2 sizes of shells available: 'A+' on 19" seat height and 'A' on 18" seat height.

Model	Description		D"	W"	H"	F.C.	Cube	Wt.	UPS
00519	Intuit Sled Chair	A shell - 18"h	17	20	18	125		12	*
00520	Intuit Sled Chair	A+ shell - 19"h	17.5	25	19	125		17	*
<b>F</b>	Felt glide option		Set of 4 installed						

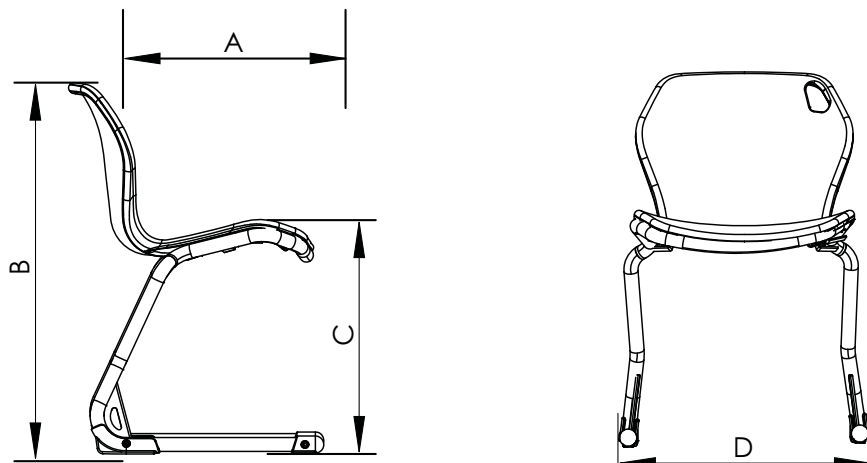
### Glide Options

Nylon base is standard. Optional is felt base:

\*This is factory installed option not available for field installation. Glide option must be on original chair order.

**Felt glide option:** Add 'F' to follow Model No.

Dimension Chart				
Model	A	B	C	D
00519	17.11"	30.07"	18"	20"
00520	17.58"	32.5"	19.93"	24.97"



Smith System recommends choosing Intuit Sled Chair, Model 00520 to use with desks 20"d x 32"w and wider.



Colorful Intuit™ Sled Base Chairs paired with Flexline™ Desks that have complimentary edge band colors bring a subtle element of positive energy to this classroom.

**Intuit Chair Shell Color Choice**

- Apple
- Black
- Blueberry
- Burgundy
- Cerulean
- Chocolate
- Clementine
- Forest Green
- Fuchsia
- Mint
- Mocha
- Navy
- Persian Blue
- Purple
- Red
- White
- Yellow

**Intuit Frame Color Choice**

- Black
- Champagne
- Platinum