






ANACO



Lecture

Softline/Slimline





Lecture Softline/Slimline is based on an unbeatable foundation: real-life experience. This unique blend of design and function creates the ideal setting for patrons and staff alike – for today's environments as well as those of the future.






The shelving system is the core of Lecture Softline/Slimline, offering one of the most functional and flexible designs on the market. Shelving bays may be combined into a shelving system, using sections and shelves for easy rearrangement, expansion, and add-ons, with no expert assistance required. The two end panels of the starter section are smooth and veneered on the outside, with holes for shelves on the inside, while the inner upright panel has holes on both sides.

The shelving bays are joined using either an open steel frame or a wooden back. This solution makes it easy to add or remove individual bays without disassembling the other bays.

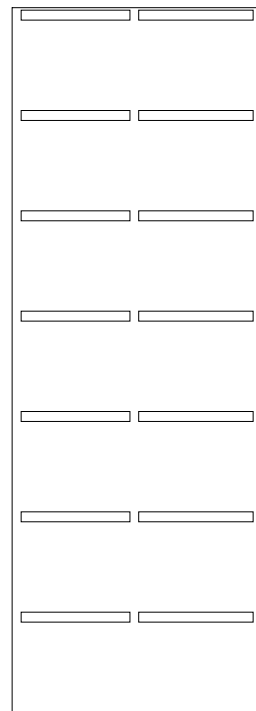
The basic function is identical in the entire Lecture series, with the shelves available in different wood species, stains, multiple colours, or in steel. The latter are also essentially indestructible.



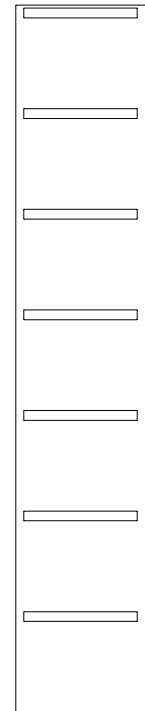
Double-sided Lecture Softline in natural beech with off-white metal components. The shelves may be fitted with unique hanging book supports that prevent soft-cover or oversized book covers from bending over the supports. Normal and oversized book supports are shown here. Wooden shelves may also be fitted with Eurobib's hanging book supports, attached to a rail screwed into the underside of the shelf above.

Each end panel has two adjustable feet to easily compensate for any irregularities in the floor.

Depth measurements for double and single-sided bays.



514, 642 mm
20 1/4", 25 1/4"



270, 334, 495 mm
10 5/8", 13 1/8", 19 1/2"

SOFT

▶ *Starter bay Lecture Softline with whole lacquered back and shelves in wood. Also available in cork, the back may then serve as a bulletin board if the bay is used as a room divider.*

▼ *The kickplate is available in two heights: 130 mm and 322 mm; the latter is adapted to permit the lowest shelf to be set at a height of 30 cm, the optimal ergonomic height.*



Bookcase

Single or double-sided.
Height interval for
shelves: 32 mm.

Rayonnage

Simple ou double face.
Réglage des tablettes tous
les 32 mm.

Regal

Ein- oder doppelseitig.
Fachboden in Stufen
von 32 mm verstellbar.

Boekenkast

Enkel- of dubbelzijdig.
Legborden verstellbaar in
de hoogte om de 32 mm.



One unique feature of the steel shelf is that it may be turned to be used for display purposes. The flexibility of the shelving and the frame's potential for expansion and rearrangement enhance the usefulness and versatility of Lecture Softline/Slimline, offering long lifetime despite ever-changing operations.

Lecture Softline/Slimline shelving is available with unique measurements featuring 22 or 27 cm deep shelves. The Eurobib design team found these measurements to be ideal for work in the public setting; only experience can lead to these results.

The wide variety of accessories enable Lecture Softline/Slimline to offer endless combinations, resulting in fully customized solutions to achieve the perfect environment.

SLIM

Graphite gray shelving with birch wood side panels. The flat steel shelves feature removable back-stops on the rear edge available in either transparent acrylic or steel. The shelves are easily positioned at 32 mm intervals, permitting the shelving to be used for either novels (six shelves) or oversized books (five shelves).





All accessories for displays and storage of every type of media are featured in the brochure "Functions".



The beauty of the wood is highlighted by the base, Slimbase, specially designed for Slimline shelving with its straight front edge. Slimbase is available in both single and double-sided versions, for starter sections as well as add-ons. The edge at the bottom hides the adjustable feet and is usually co-ordinated with the colour of the bookcase.

Bookcase

Single or doublesided.
Height interval for shelves: 32 mm.

Rayonnage

Simple ou double face.
Réglages des tablettes tous les 32 mm.

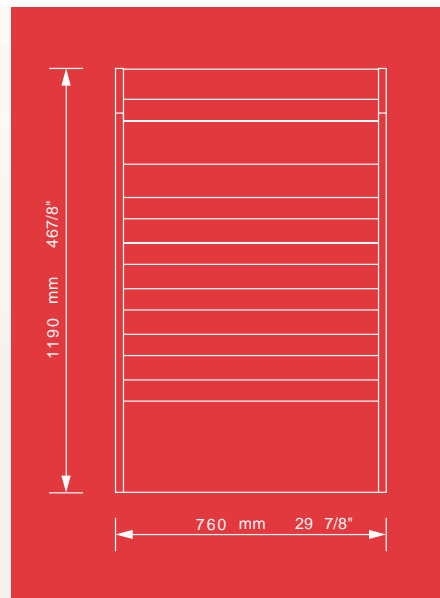
Regal

Ein- oder doppelseitig.
Fachböden in Stufen von 32 mm verstellbar.

Boekenkast

Enkel- of dubbelzijdig.
Legborden verstelbaar in de hoogte om de 32 mm.





The Atlas case has five generous pull-out shelves and a large, tilted linoleum-covered top with protective trim on the edge for browsing through large maps. The shelves slide out easily on their expansion fittings.

Atlas Case

Linoleum-covered top.
Five pull-out shelves.

Meuble pour atlas

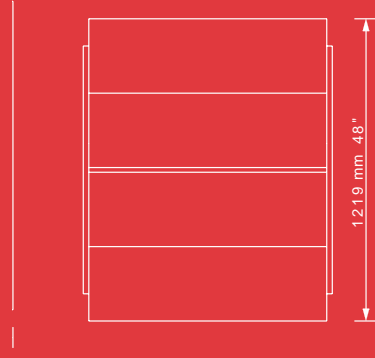
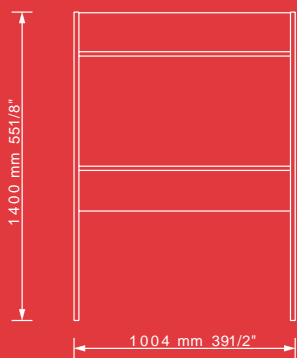
Panneau recouvert de linoleum.
Cinq tablettes coulissantes.

Kartenschrank

Linoleumsbeschichtete Spanplatte.
Fünf Ausziehböden.

Atlasmeubel

Blad met linoleumbekleding.
Vijf uittrekbare planken.



The study carrel is available as starter and add-on modules, in both single and double-sided versions. Light fixture can be mounted on the upper shelf.



Study Carrel

Single and double-sided.
Starter and add-on sections.

Arbeitsplatz

Ein- oder doppelseitig.
Grund- und Anbauelement.

Bor d'étude

Simple ou double face.
Elément de base et complémentaire.

Studieplaats

Enkel- en dubbelzijdig.
Start- en aanbouwelement.

Dictionary Stand

Linoleum-covered top.
Two adjustable shelves.

Tablette écriteire

Panneau recouvert de linoléum.
Deux tablettes réglables.


Schreibpult

Linoleumsbeschichtete Spanplatte. Zwei verstellbare Fachböden


Schrijfblad

Blad met linoleumbekleding.
Twee verstelbare planken.

Lecture dictionary stand has room for an entire encyclopedia, held in place by loop supports. The work surface features a linoleum-coated top and practical protective trim on the edge. Two adjustable shelves.



Magazine display shelving Singles starter and add-on bays are available in different heights and in both single and double-sided versions, with shelves in acrylic or steel. Behind each shelf there is room for back numbers of the featured magazine.



Magazine display bookcase Singles

Single and double-sided.
Starter and add-on sections.
Magazine shelves; acrylic or steel.

Présentoir à périodiques Singles

Simple ou double face. Élément de base et complémentaire.
Tablettes pour périodiques, acrylique ou acier.

Zeitschriftenregal Singles

Ein- oder doppelseitig. Grund- und Anbauelement. Zeitschriftenfachböden; Acryl oder Stahl.

Tijdschriftenkast Singles

Enkel- en dubbelzijdig.
Start- en aanbouwelement.
Tijdschriftenplank; acryl of staal.





Softline counter in beech wood with beige Marmoleum counter top. The module on the left has a desk (available in two heights, 270 mm 10 5/8" and 350 mm 13 3/4"). The recessed kickplate forms a shelf for management.

Desk and kickplates are available for all modules in the system. One module features a shelf that conveniently holds a handbag. To the right you can see how to combine two heights in the same counter.

Marmoleum is a linoleum surface with a marbled pattern. Counter tops are also available in solid linoleum colours, laminated or veneered.

Generally speaking, linoleum is a good choice with its softer, durable surface.



Counter

Heights:
735, 865, 1005 mm (28", 34", 39 1/2")
Adjustable height,
865-1005 mm (34" - 39 1/2")

Comptoir

Hauteurs: 735, 865, 1005 mm
Règlable en hauteur de 865-1005 mm

Theke

Höhen: 735, 865, 1005 mm (28", 34", 39 1/2")
Höhenverstellbar,
865-1005 mm (34" - 39 1/2")

Balie

Hoogtes: 735, 865, 1005 mm (28", 34", 39 1/2")
Verstelbaar in de hoogte,
865-1005 mm (34" - 39 1/2")





Pac Workstation

One, three or six workspaces.
Independently adjustable
height for sitting or standing.

Pac Workstation

Un, trois ou six postes de
travail.
Hauteur réglable en position
assise ou debout pour chaque
module indépendamment.

Pac Workstation

Ein, drei oder sechs
Arbeitsplätze.
Sitz- oder Stehhöhe separat
einstellbar.

Pac Workstation

Een, drie of zes
arbeidsplaatsen.
Zit- of stahoogte
individueel verstelbaar.



Pac Workstation

Flexible workstation for one, three or six
workplaces. Working height may be adjusted
individually for sitting (735 mm 29") or
standing (1005 mm 39 1/2"). The material is
beech with a linoleum work surface.

Each workplace is 1000 mm 39 3/8" wide
and 740 mm 29 1/8" deep.

The counter system is at least as flexible and functional as the shelving. Choose from three different heights for the working surface to achieve the best possible working position for standing, sitting, or somewhere in between for wheelchair-bound patrons or staff. The counter is available in various wood species and stains, with the front either in wood or steel. The working surfaces come in different colours and materials, including linoleum, laminate or wood veneer. The counters may be combined for large complete reception or circulation desks.

A wide array of accessories are available for the counters, including pedestals, shelves, locking doors, drawers, drawers for audiovisual media and drawers for hanging files.

The fifteen modules comprising the counter system may be freely mixed and matched.

Modules A, C and K are rectangular; the two smallest (A and C) are available with recessed counter top (and are then called B and D) to allow room for a handbagshelf.


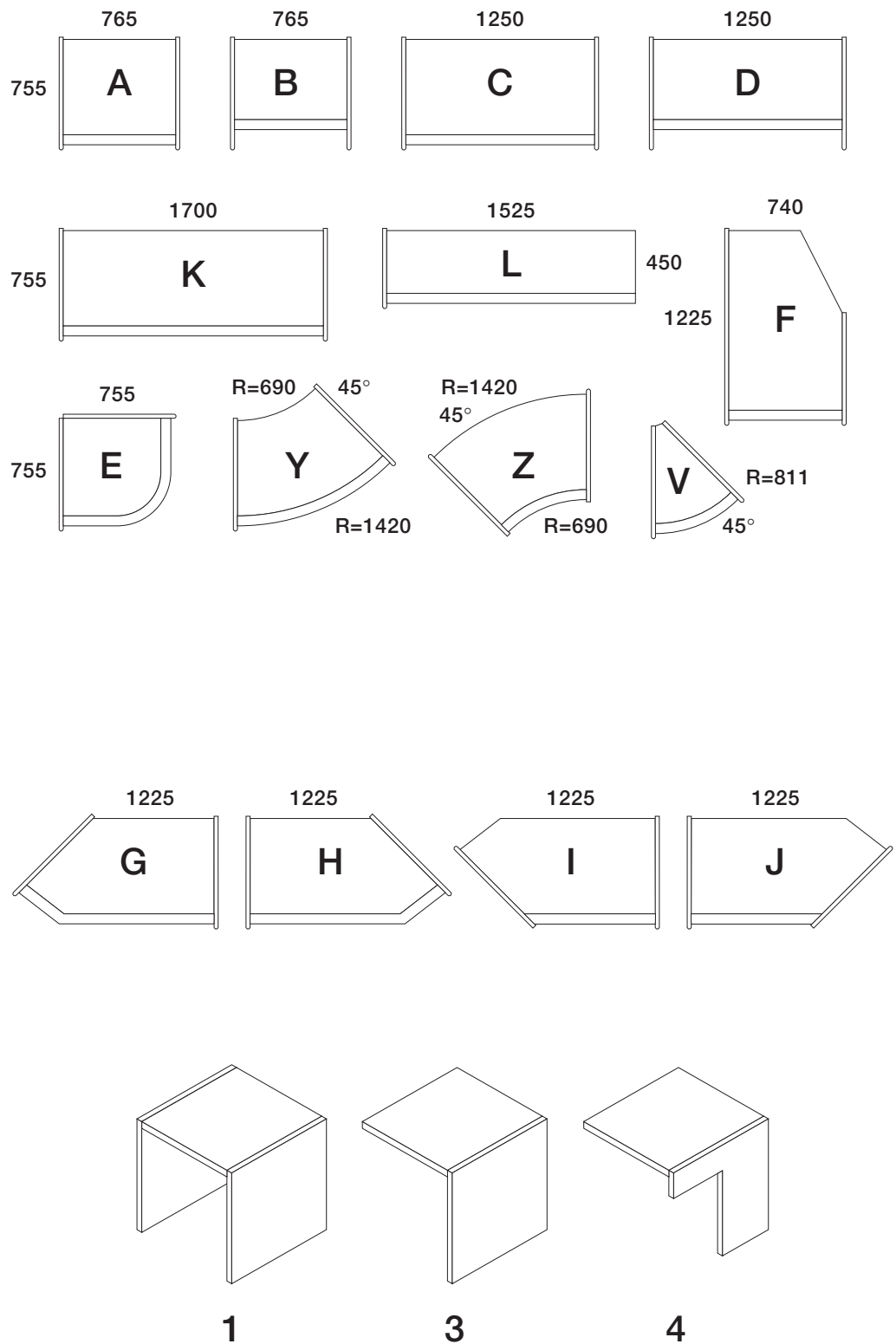
Module L is a returntable, mainly intended to be combined with module K.

Module F may be used as a computer station in the counter system.

Modules Y, Z and V are all rounded for building 45° or 90° corners.



Sofiline counter with perforated steel front. Also available for desk shelves. The counter is also available with a kickplate.



Modules G, H, I and J form 45° angles, facing inward or outward. 1, 3 and 4 are various end panel options; 1 is a starter module, 3 is an add-on module and 4 is an add-on module with recessed intermediate upright panel, leaving extra leg room under the work surface.

Careful attention to detail.

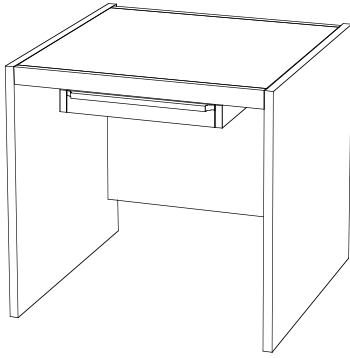


*Locking cabinet with wooden doors and shelf.
Doors are available for modules A and C.*

Most modules are available with open shelves. The locking and pull-out audio visual drawers feature adjustable dividers that may be adapted to fit CDs, videos, DVDs, audio cassettes or computer disks.

Pedestals may be placed under all modules, they are fitted with leg extensions for standing modules. The drawer unit features a central lock and drawers with compartments.

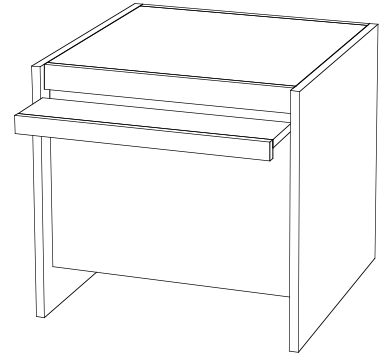
The following pages show drawings of several accessories and additional options.



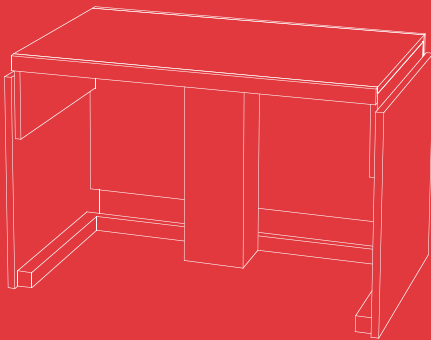
Pencil drawer




Desk shelf H 270 mm
Mixed counter
height 1005 with 735 mm




Handbag shelf



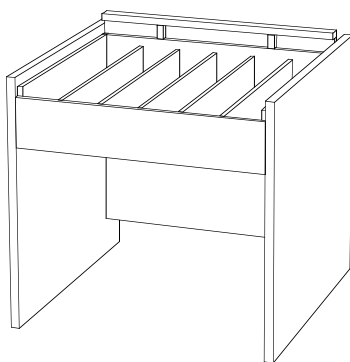
Adjustable-height stand




Ruth monitor shield



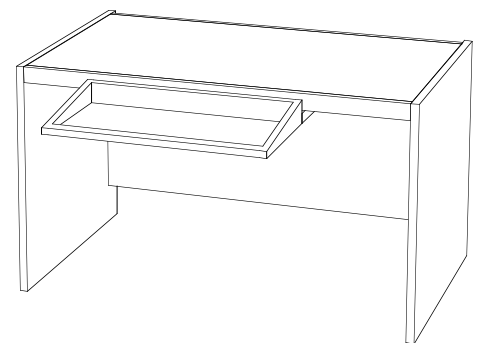
Card catalogue unit



Card tray with lid



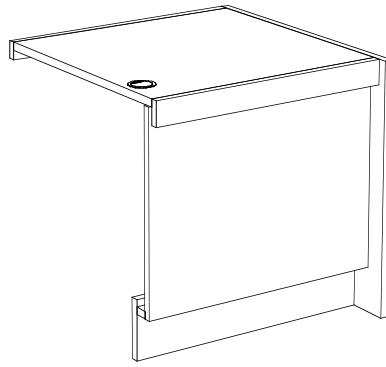
Pull-out keyboard shelf
for modules A & B




Pull-out keyboard shelf
for modules C, D & K



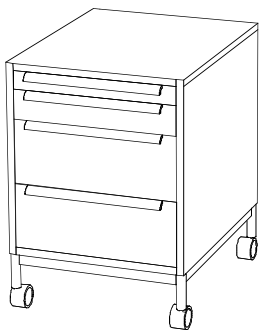
AV drawer




Kickplate with
cable management shelf



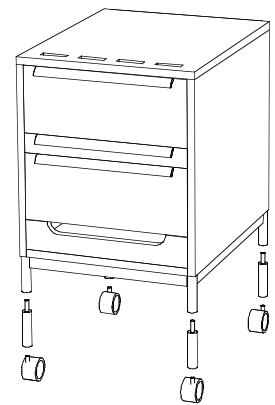
Hanging file drawer




Office pedestal




Pedestal on casters




Leg extensions



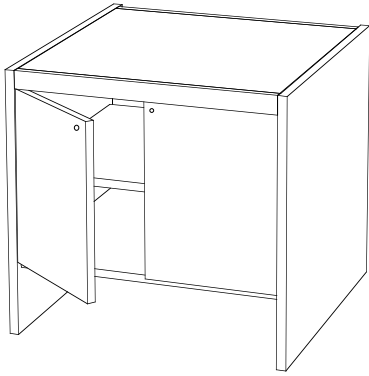
Swing gate



Extra shelf



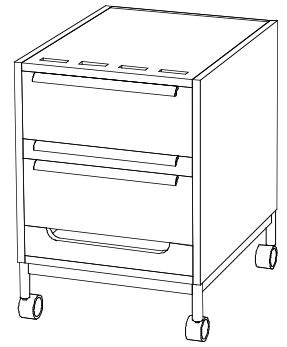
Flap gate



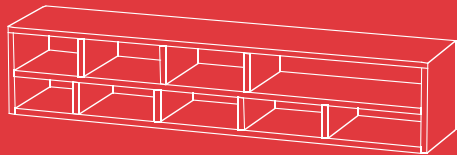
Doors and shelves



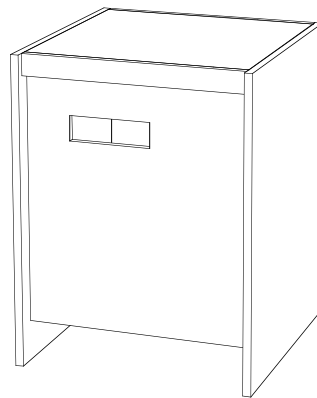
Extra shelf, depth 645 mm, 313 mm




Library pedestal



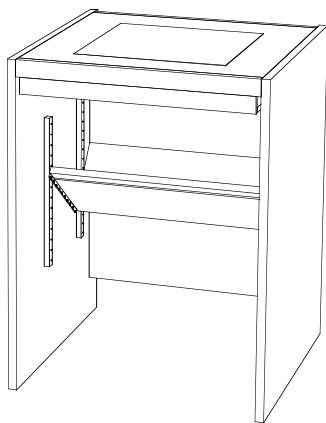
Form insert




Book return slot in front panel




Recessed front panel




Recessed computer station with pull-out keyboard shelf



Kickplate with cable management



Desk shelf, H 350 mm







The library is housed in the school's beautiful old rooms. The students take care of most procedures themselves by computer, so special self-service modules are commonly found.

Slimline shelving in birch wood with the backs lacquered in red create a warm environment.

Malmö Latin





The custom-built work surfaces enable the modern shelving to fit in the late 19th century setting.

Lamps supplied by Hans Agne Jakobsson AB.

Landskrona Public Library



In addition to the single-sided modules along the walls, the library also has double-sided shelving.

Books have taken over in the former firemen's gym, exhibiting both beauty and function. The public library in Landskrona chose Lecture Softline in birch wood with steel shelves in a select shade of gray. The standard shelving modules fit perfectly among the room's pillars.



CDs are displayed on the outside of this round furniture unit, while patrons can sit on the inside and listen to music using wireless headphones.



Some end panels feature slatwall for various display fittings.



▲
Each bay is fitted with Eurobib's light fixture, "Eyeline", allowing the general lighting to be dimmed.



ANACO